



POWERFlexx+ Powered Cot

The **NEW POWERFlexx+** System delivers advanced power management features and in-the-fastener charging to keep you powered on every call without having to carry around extra batteries or take them out to charge.

The **POWERFlexx+** Powered Ambulance Cot also features 700lb unassisted lift capacity. The cot lifts the 700 lb. weight, not the operators, reducing situations where operators may injure their back.

Eliminate Battery Worries
with the optional ICS In-The-Fastener Charging System

700 lb Unassisted Lifting Capacity
raises the patient weight without lift assistance

Sleep mode preserves battery life
and wakes up at the touch of the activation pad, so a strong charge is always there when you need it.

All-Metal Frame Construction provides strength, long service life, and better performance with heavy patients


Superior Stability & Center of Gravity
is achieved through a wide wheel base, proper positioning of the motor & battery, & carefully engineered x-frame geometry

1000/700
1000lb Capacity | 700lb Lift Capacity





Five-Position Dropframe
and multi-position Foot-end Lift Bar provide better leverage for lifting and loading and accommodate movement in confined spaces.



Complete Bariatric Solution
with load frame handlebar, 1000 lb. load capacity in the lowest position, & optional LBS Bariatric board (see pg 12)




Wide thumb controls provide effective gripping and control from a variety of positions with or without gloves.



Reflective labeling provides nighttime visibility for added safety (optional personalized graphics).



24 volt dc power pack with hydraulic actuator and dual lifting cylinders provides smooth and reliable lifting.



Powder-coated frame available in rescue red, day-glo green, electric blue, safety orange, and platinum.

Product Specifications

Length	Maximum	83" (211 cm)
	Minimum	61" (155 cm)
Width		24" (61 cm)
Bed Height Range:		13"- 41" (33-104 cm)
Max Loading Height:		34" (84 cm)
Weight:		132 lb. (60 kg)
Lifting Capacity:		700 lb. (318 kg)
Load Limit	Loading Position:	700 lb. (318 kg)
	Lowest Position:	1000 lb. (450 kg)
Power:		24V DC

Part Numbers

POWERFlexx+® Powered Cot	PT5600
ICS Integrated Charging System	Call for Configurations
LBS Bariatric Board	CA6100
LBS Jr. Bariatric Board	CA6099
Additional PowerPac	CA2011

Additional Accessories on Pg 12-16

Fasteners on Pg 17

35X PROFlex[®] X-Frame Cot


Ferno's **PROFlex[®]** X-Frame Cot provides the stability you need when transferring and transporting patients.

A longer, solid front leg in the X-frame provides minimal flex and a low center of gravity at all heights. This means you may be less likely to flip or tip a cot during transfers and transport, reducing situations that may cause injury to you or your patient.

Wider Bed Surface and Head Frame provide comfort and support for any size patient and extra elbow room during intubation & CPR

Superior Stability & Center of Gravity comes from a longer, fixed front leg in the X-frame, a rigid C-channel running the length of the cot, and carefully engineered frame geometry

All Metal Frame Construction provides strength, long service life, and better performance with heavy patients




1100/700
1100lb Capacity | 700lb. Load Capacity



Five-Position Dropframe
 provides better leverage for lifting and loading, accommodates movement in confined spaces, and provides true 360° turning radius in the lowest position.




Complete Bariatric Solution
 features load frame handlebar, 1000 lb. load capacity in the lowest position, & optional LBS Bariatric board (see pg 12)



No pinch points along the lifting main frame protects hands and fingers.



Side lift handles provide additional lift points for heavy loads.



Reflective labeling provides nighttime visibility for added safety (optional personalized graphics).



Powder-coated frame available in rescue red, day-glo green, electric blue, safety orange and platinum.

Product Specifications

Length:	Maximum:	79" (201 cm)
	Minimum:	64" (163 cm)
Width:		24" (61 cm)
Bed Height Range:		13¾" - 38½" (35-98 cm)
Max Loading Height:	35" (86 cm)	
Weight:		89 lb. (40½ kg)
Load Limit:	Loading Position:	700 lb. (318 kg)
	Lowest Position:	1100 lb. (450 kg)

Part Numbers

35X PROFlexX X-Frame Cot	PT3570
35X PROFlexX PST	PT3575
LBS Bariatric Board	CA6100
LBS Jr. Bariatric Board	CA6099

Additional Accessories on Pg 12-16

Fasteners on Pg 17

93H PROFlexx[®] H-Frame Cot

Ferno's **NEW** 93H PROFlexx H-frame Ambulance Cot provides operators with easier lifting and loading thanks to the exclusive, adjustable foot-end load frame. Operators can achieve the optimum lifting posture when raising the cot from bed height and when loading the cot into an ambulance, reducing situations that may cause injury.

The 93H PROFlexx also features an exclusive transport position to provide maximum stability when rolling the raised cot with a patient on it.

Locked-On Mattress provides easy patient transfer and security during roadside or aeromedical response.



Adjustable Foot-End Frame provides extra lifting leverage from multiple positions, as well as greater maneuverability

Cot shown with optional accessories

All-Metal Frame Construction provides strength, long service life, and better performance with heavy patients

650
650lb Lift Capacity





Built-in Shock Frame and fully adjustable gas-assist backrest enhance patient comfort and care.

One-Hand Drop Frame provides improved maneuvering in tight spaces, as well as an intermediate position for shorter users.



Side lift handles provide additional lift points for heavy loads.



Powder-coated frame available in rescue red, day-glo green, electric blue, safety orange and platinum.

Product Specifications

Length:	Maximum:	95" (241 cm)
	Minimum:	68" (173 cm)
Width:		24" (61 cm)
Max Loading Height:		30" (77 cm)
Weight:		109 lb. (49 kg)
Load Limit:		650 lb. (295 kg)

Part Numbers

Articulating Operator End Frame

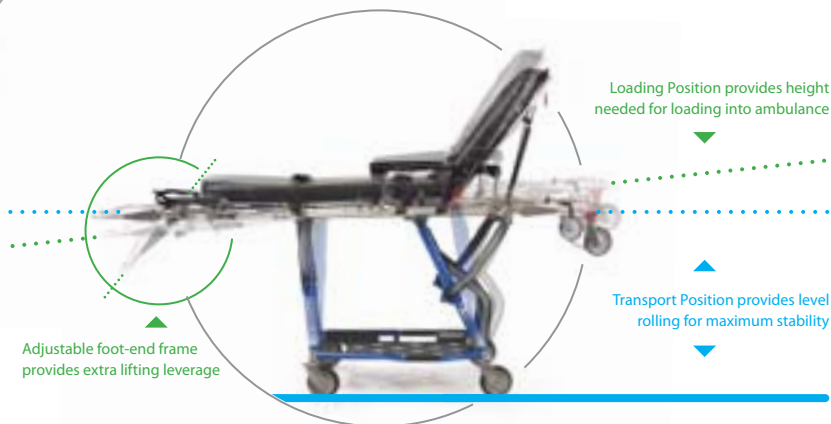
93H PROFlexx® H-Frame w/Universal Sidearms	PT9341
93H PROFlexx H-Frame w/Rotate Down Sidearms	PT9342

Fixed Operator End Frame

93H PROFlexx® H-Frame w/Universal Sidearms	PT9343
93H PROFlexx H-Frame w/Rotate Down Sidearms	PT9344
LBS Bariatric Board	CA6100
LBS Jr. Bariatric Board	CA6099
Hard Metal Lower Tray	8159424

Additional Accessories on Pg 12-16

Fasteners on Pg 17




28Z PROFlexx[®] Chair Cot

The **28Z PROFlexx[®]** Chair Cot provides maximum versatility in confining environments.

The maneuverability and flexibility of transforming from chair to cot allows you to respond in confining environments such as tight hallways, narrow staircases, and small elevators without transferring the patient. The 28Z's light weight, superior stability, and load capacity reduce situations that may cause injury to you or your patient.

Versatile Patient Transport with easy transition from chair to cot position providing maneuverability and flexibility in challenging structural environments without the need to transfer patients



Highest Maneuverability with 48" length in chair position provides the shortest length of any cot in the market for working in confining areas such as tight hallways, small elevators, and narrow staircases

All-Metal Frame Construction provides strength, long service life, and better performance with heavy patients

Ergonomic One-Hand Release
mechanism changes cot in to one of three
locked positions (chair | intermediate | cot)



Lightest Weight
roll-in style cot on the market at
69 lbs., making it easier to maneuver.


chair cot shown with optional accessories



Pull-out side handles provide effective lift points to assist lifting and loading heavier patients.



Optional flip out foot-end handles provide additional lift points to assist lifting and loading patients.



Reflective labeling provides nighttime visibility for added safety (optional personalized graphics).



Powder-coated frame available in rescue red, day-glo green, electric blue, safety orange and platinum.

Product Specifications

Cot Height	Folded (Minimum)	9" (22 cm)
	Raised (Maximum)	33" (84 cm)
Loading Height		27" (68½ cm)
Length	Folded	80" (204 cm)
	Raised	75" (190 cm)
Overall Width		25" (63 cm)
Chair	Maximum Height	55" (140 cm)
	Overall Width	25" (63 cm)
	Overall Depth (front to back)	48" (122 cm)
Weight		69 lb (31.2 kg)
Load Limit		700 lb (318 kg)
Strength to Weight Ratio (SWR)		10.1

Part Numbers

28Z PROFlexx Chair Cot PT2805	
28Z PROFlexx Chair Cot w/Hard Tray	PT2810
28Z PROFlexx Chair Cot w/Positrac	PT2815
28Z PROFlexx Chair Cot w/Positrac & Sidearms	PT2820

Additional Accessories on Pg 12-16

Fasteners on Pg 17

EZ Glide® Evacuation Stair Chair

The EZ Glide® Evacuation Stair Chair glides patient loads up to 500 lbs down stairs without carrying or lifting. Ferno's industry-leading one-inch track-to-ground clearance and front swivel-wheels provide superior maneuverability over carpet and in confined spaces such as stair landings.

Snap-On ABS Plastic Panels provide large patient seating surface and easy removal for cleaning and disinfecting (optional one-piece, soft vinyl seat available)

5-Position Lift Bar and handles reduce the strain of lifting and provide maximum control for operators of various heights

IV Bag Holder & Folding Lift Handles are available as options to assist with patient handling and provide added control when rolling over flat surfaces or ascending stairs

Extending Footrest and lower track angle increase patient sense of security

All-Metal Frame Construction provides strength, long service life, and better performance with heavy patients

500
500lb Load Capacity





Evacuation Chair option is available for civilian use in emergency evacuation situations. Visit evacuation.ferno.com for more information.

..... **1" Track-to-Ground Clearance** provides easier maneuverability over all surfaces, even with tracks deployed



Optional Storage Accessories make deployment of the EZ Glide fast & convenient



One-inch track-to-ground clearance provides easier maneuverability over all surfaces, even with tracks deployed.



Ergonomically-designed handles provide greater operator control and comfort.



Powder-coated frame available in rescue red, day-glo green, electric blue, safety orange and platinum.

Product Specifications

Height:		37½" (95 cm)
Width:	Overall:	20½" (52 cm)
	Seat:	16½" (42 cm)
Depth:	Max Open:	51" (130 cm)
	Min Open:	28" (73 cm)
	Seat:	16" (41 cm)
	Folded:	8" (20 cm)
Rear Lift Bar Positions:	37½"/44"/50½"/57"/63½" (95/112/128/145/161 cm)	
Front Lift Handle Positions:	5½"/9"/12¼"/15¾"/19" (14/22/31/40/48 cm)	
Weight:		33 lb. (15 kg)
Load Limit:		500 lb. (227 kg)

Part Numbers

59 EZ-Glide® w/Track; ABS Panels	PT5900
59 EZ-Glide® w/Track; Soft Vinyl Seat	PT5902
59 EZ-Glide® w/ABS seat; w/o Track	PT5901
59 EZ-Glide® w/ Soft Vinyl Seat; w/o Track	PT5903
59 EZ-Glide® Evacuation Chair	PT5909

Accessories

EZ Glide® Headrest	CA5900
EZ Glide IV Bag Holder	CA5904
Oxy-Clip2® Oxygen Bottle Holder	CA5903
EZ Glide Locking Rear Lift Handles	CA5906
EZ Glide Non-Locking Rear Lift Handles	CA5905
EZ Glide® Quick-Hook Hanging Bracket	0822096
EZ Glide® Stair Chair Secure Lock Mount	0822073
EZ Glide® Stair Chair Storage Cover	0314023

Restraints on Pg 16

BARIATRIC Accessories


FLEXIBILITY: Ferno Bariatric Solutions provide the flexibility to safely transfer and transport bariatric patients with a Ferno Ambulance Cot (35X, 93H, and POWERFlexx+).

Quickly convert to a bariatric cot on-scene with the LBS Bariatric Board attachment. There's no need to purchase and maintain specialized equipment. When not in use, the LBS folds for easy storage in an ambulance compartment

The LBS attaches to the POWERFlexx+ powered ambulance cot, which features 700 lb unassisted lift capacity, reducing situations that may cause injury to you or your patient.

In the lowest position, the POWERFlexx+ and the 35X PROFlexX feature 1000lb load capacity and true 360° turning radius, so there's no need to raise the cot for the heaviest patients, reducing the risk of injury and the amount of manpower needed to move the patient.

quickly convert a Ferno cot into a bariatric cot



The **LBS Bariatric Board** Quickly Attaches to the Ferno 35X, 93H, and POWERFlexx Ambulance Cots. Comes with Manta Transfer Sheet.

34" width
.....CA6100



The **Manta Transfer Sheet** is quickly deployed and provides multiple hand holds for moving patients weighing up to 800 lbs.

.....PT1320



The **LBS Mattress** provides added patient comfort and folds away for easy storage.

.....CA6101



The **LBS Carrying Case** provides added convenience when deploying and storing the LBS.

.....CA6095 (for LBS only)
.....CA6096 (for LBS & Mattress)



The **Bariatric Tow Package** attaches to the cot's head-end load frame to allow the cot to be pulled up ramps by a winch.

.....0822121



The **LBS Junior** has the same great benefits of the LBS but features folding "wings" for better maneuverability through doorways. Comes with Manta Transfer Sheet.

29"/42" width
.....CA6099

STORAGE Accessories

PATIENT TRANSPORT



Oxy-Clip O2 Bottle Holder
Specify Cot



Oxy-Clip2 O2 Bottle Holder
CA5903



Foot-End O2 Bracket
Specify 93H or 35X



Head-End O2 Bracket
CA5330



PacRac™ Equipment Platform
Specify Cot



Equipment Bracket - Extra Hand
CA5250



35X X02 Oxygen Mounting System
CA5320



Eclipse Flashlight Holder
082-2145



Sof-Net Head-End Storage Pouch
Specify Cot



Sof-Shelf Storage Tray
Specify Cot



Sidearm Pouches
CA6300



Medi-Pac™ Accessory Pouch
CA2520



Hard Metal Lower Tray
Specify Cot



513-10 Series IV Poles
Specify Cot



LBS IV Poles
Specify Cot







Medical Equipment Mounts
See Details Below

Medical Equipment Mounts

Use this chart to check for compatibility of Medical Equipment Mount configurations with common monitors and ventilators.

call for compatibility with your specific equipment model & configuration

				
LIFEPAK® 10	✓	✓	na	na
LIFEPAK® 12	✓	✓	✓	✓
Zoll®	✓	✓	na	✓
Pulmonetic LTV® 1000	✓	✓	na	✓
Philips	✓	✓	na	✓
Biomed MVP-10	✓	✓	na	✓
Biomed Crossvent II	✓	✓	na	✓
Biomed low-flow Blender	✓	✓	na	✓
Impact Model 754 Univent	✓	✓	na	✓
Welch Allyn ProPac	✓	✓	na	✓
	SURFACE MOUNT	WALL MOUNT	OVERHEAD MOUNT	T-BAR MOUNT

FERNO

HANDLING Accessories

Handling Accessories

Patient-Handling Accessories provide operators with better ergonomics and a greater ability to maintain proper body mechanics throughout a lift. This may reduce situations that can lead to patient and operator injury.



Telescoping Lifting Handles
CA7150



Swing-out Lift Handles - Long (10")
082-2136



Swing-out Lift Handles - Short (7")
082-2137



Pull-out Lifting Handles
082-2086



Dialysis Kickstand
CA2114/CA2115



Universal Sidearm
CA5169



28Z Fold-Down Sidearms
CA5170



28Z Lead Handle
082-2139



Safety Hook
082-2019/090-5015



Cot Height Limiting Kit for 35X
CA6500



Transfer Board
PT7981



Beasy Trans Transfer Board
077-9487

Operation Safe EMS™

Learn more about safe lifting practices and how to avoid patient and operator injuries during patient handling through our "Operation Safe EMS™" CD-based training program. For information and to obtain a free CD visit www.operationSafeEMS.com

Operation Safe EMS™



Ferno Patient Care Accessories

Ferno Patient Care Accessories help to provide greater patient comfort, protect patients from the elements, and protect providers from bodily fluids and pathogens.

Ferno® CPR Mask	RO2820
100% Wool Blanket	RO6720
Weather Shield	031-3924
Patient Shield	CA6503



Ferno® CPR Mask



Ferno® CPR Board



Weather Shield



Patient Shield



Cot Pillow



Disposable Fitted Sheets



Acrylic-Blend Fabric Blankets



Nylon Fabric Blankets



Wool Fabric Blankets

Ferno Blankets & Sheets

Ferno Blankets are made from high quality materials and provide maximum patient comfort and protection from the cold.

Acrylic Blend Blanket	EB3520
Quilted Nylon Blanket	EB3530
Wool Blend Blanket	EB3540
100% Wool Blanket	EB3550
Fire Blanket	EB3560
Fire Blanket w/Case	EB6800
Fitted Sheet for POWERFlexx (50/case)	CA4039
Fitted Sheet for PROFlexx Series (50/case)	CA4045

RESTRAINTS

417-1 Shoulder Harness Cot Restraint

Primary-use patient restraint system with two adjustable shoulder straps and an adjustable two-piece torso strap, with automotive-type metal buckles and hardware. Black, burgundy or orange.

Shoulder Harness Cot Restraint RS4170



417-1 Shoulder Harness



430 Series Cot Restraints

430 Series Cot Restraint Straps

One or two-piece, primary-use patient restraints made of 2" nylon webbing with automotive-type metal buckles. Available in black, burgundy or orange.

One-Piece 7' Cot Restraint Strap RS4317

One-Piece 9' Cot Restraint Strap RS4319

Two-Piece 5' Cot Restraint Strap RS4325

Two-Piece 7' Cot Restraint Strap RS4327

Two-Piece 9' Cot Restraint Strap RS4329



Over-the-Lap Wrist Restraints



Wrist Restraints - Cot Sidearm

Fastrap™ Quick Restraint System

The Ferno Fastrap™ Quick Restraint System features a color-coded, 10-point, six-strap system designed to rapidly secure patients to backboards and other devices. Compatible with Ferno Millennia™, NAJO®, Wooden Backboards, and Scoop Stretchers.

Fastrap™ Quick Restraint System RS7700



Ankle Restraints



Restraint Strap Retractor

..... RS4100

Extremity Restraints

Extremity Restraints securely hold legs and arms of unconscious patients in place. Available in burgundy or orange.

Over-the-Lap Wrist Restraints RS4140

Wrist Restraints - Cot Sidearm RS4141

Ankle Restraints RS4150

Pedi-Mate® Restraint System

The Pedi-Mate® Pediatric Restraint System quickly adapts Ferno cots to safely transport children ranging in size from 10-40 lb (4.5-18 kg). Fully-adjusting five-point harness system securely holds patient. Nontoxic, easy-to-clean vinyl rolls compactly for storage.

Pedi-Mate® BB6780



Pedi-Mate®


Pedi-Pal® Child Transport Seat

The Pedi-Pal® Child Transport Seat transports pediatric patients 21-40 lbs ad up to 40" tall in an upright position. It can be placed on a Ferno cot, in a rearward-facing captain's chair in an ambulance, or in the rear passenger seat of any licensed vehicle. Quickly folds flat for easy storage. Complies with FMVSS standards. Not designed for use with suspected spinal cord injuries.

Pedi-Pal® Child Transport Seat PT2220



Pedi-Pal®



Ferno Cot Fasteners

Model 175-1 CF1751

- Permanent wall mount for rear fastener rail
- Permanent floor mount for front antler
- Compatible with 30, 35A, 93E, 35X, 93H, and POWERFlexx Cots

Model 175-2 CF1752

- Permanent floor mount for rear fastener rail
- Permanent floor mount for front antler
- Compatible with 30, 35A, 93E, 35X, 93H, and POWERFlexx Cots

Model 175-3 CF1753

- Detachable floor mount for rear fastener rail
- Detachable floor mount for front antler
- Single positioning of floor mounts
- Both sections of fastener are removable permitting easy cleaning of the ambulance floor and side wall
- Compatible with 30, 35A, 93E, 35X, 93H, and POWERFlexx Cots

Model 175-4 CF1754

- Same as Model 175-3 but with extra floor mounting plates allowing alternate installation: Side and/or Center
- Compatible with 30, 35A, 93E, 35X, 93H, and POWERFlexx Cots

Model 175-5 CF1755

- Permanent wall mount for rear fastener rail
- Detachable floor mount for front antler
- Removable front fastener allows for easy cleaning of the ambulance floor
- Compatible with 30, 35A, 93E, 35X, 93H, and POWERFlexx Cots




Model 185 StatTrac® Short (86") CF1850

Model 185 StatTrac® Medium (96") CF1855

Model 185 StatTrac® Long (103") CF1856

- Heavy straight-in track design eliminates cot drift
- May be installed for side or center positioning
- Compatible with 35A, 35X and PowerFlexx Cots



Model 173-2 CF1732

- Permanent floor mount for rear fastener rail
- Permanent floor mount for front antler
- Compatible with Model 28Z Chair Cot

Model 173-3 CF1733

- Detachable floor mount for rear fastener rail
- Detachable floor mount for front antler
- Compatible with Model 28Z Chair Cot

COTS Lightweight | Value

Ferno Value Cots

The **Ferno® 35A and 93ES Ambulance Cots** provide exceptional value for X-frame and H-frame cot users. These cots weigh under 80 lbs and have a proven record of dependability with over 20 years of use by services all over the country. A full range of options and accessories (pg13-16) enhance patient care and help reduce situations that may lead to patient or operator injury.

StatTrac® Models are available for use with Ferno's unique, heavy-duty track fastening system (see pg 17).

The **Model 30NM MR Conditional Cot** is our most popular Cot which is MR Conditional at 3-Tesla or Less. This classic lift-in style cot is the is also the lightest cot in the industry at just 54lbs and features a load-in style frame (35ANM also available). Visit www.ferno.com for details.

35A-Product Specifications

Length:	Max:	79" (200 cm)
	Min:	63" (160 cm)
Width:		24" (61cm)
Height:	Max:	40" (101 cm)
	Min:	9" (23 cm)
	Loading:	32" (80 cm)
Weight:		74 lb. (34 kg)
Load Limit:		500 lb. (227 kg)

93ES-Product Specifications

Length:	Max:	81" (205 cm)
	Min:	66" (168 cm)
Width:		22" (55 cm)
Height:	Max:	32" (80 cm)
	Min:	9" (23 cm)
	Loading:	30" (77 cm)
Weight:		77 lb. (35 kg)
Load Limit:		500 lb. (227 kg)

Part Numbers

35A Mobile Transporter™ X-frame Cot	PT3500
35AST StatTrac® Mobile Transporter	PT3530
35ANM MR Conditional Mobile Transporter	PT3510
30NM MR Conditional Cot	PT3010
93ES Squadmate™ H-Frame Cot H-frame Cot	PT9300
93ESST StatTrac® Squadmate	PT9310

*Additional Product Specifications available at www.ferno.com
Accessories on Pg 13-16
Fasteners on Pg 17*



35A X-Frame Cot



Model 30NM



93ES H-Frame Cot

STAIR CHAIRS Lightweight | Value



Model 40 Vinyl



Model 40-OS



Model 42/48 ABS

Ferno Value Stair Chairs

The **Ferno® Model 40/42/48 Series Stair Chairs** provide exceptional value to services looking for a basic stair chair. The chairs function well in confining spaces and feature a narrow profile in the folded position for easy storage. Your choice of ABS or vinyl-coated nylon seats; easy to clean and resist stains, blood, and bodily fluids.

Model 40 - Product Specifications

Height:	36" (91cm)
Width:	20" (51cm)
Depth:	Open: 27" (69cm)
	Folded: 7" (18cm)
Weight:	19 lb. (9kg)
Load Capacity:	350 lb. (159kg)

Model 42/48 - Product Specifications

Height:	37" (95 cm)
Width:	Model 42 23" (58½ cm)
Width:	Model 48 19" (48¼ cm)
Depth:	Open: 24" (61 cm)
	Folded: 6" (16 cm)
Weight:	19 lb. (9 kg)
Load Limit:	350 lb. (159 kg)

Part Numbers

Model 40 Stair Chair w/ABS Panels	PT4020
Model 40 Stair Chair w/Vinyl Cover	PT4000
Model 40-OS Economy Stair Chair	PT4010
Model 42 Stair Chair w/ABS Panels	PT4210
Model 42 Stair Chair w/Vinyl Cover	PT4200
Model 48 Stair Chair	PT4800
Stair Chair Carrying Case	BG3840



Learn more about our unique Sirocco™ Evacuation Chair with innovative tri-wheel system, at www.ferno.com.

Sirocco™ Evacuation Chair	PT4900
---------------------------	--------

for more value options, visit www.Saver-EMS.com

SERVICE & SUPPORT

Visit www.ferno.com for more great products:



Backboards & Immobilization

Trauma Kits & Bags

Oxygen Resuscitation & Airway

Pediatric Transport & Immobilization

Fire Rescue Stretchers & Equipment

Mass Casualty Response & Triage

Incident Command

Warranty Options

Ferno cots are covered by a 2-year warranty. Extended Warranty Options which include Bronze (5-point) and Gold (all-inclusive) are also available.

Technical Support

If you require additional information about a product, need technical specifications, or have repair or maintenance questions, contact our Technical Support Department at **866.986.3776**. We have knowledgeable, dedicated Technical Support staff available to assist you.

Service Options



*Ferno's **CotCare™** Program provides agencies with comprehensive **training** for **self-service maintenance & repair***

CotCare™ Self-service is available for agencies that complete our CotCare™ Training Program. Conducted here in Wilmington, or on-site, this program instructs and authorizes staff to perform Ferno equipment maintenance and repair for their agency.

EMSAR®: Preventative maintenance, maintenance service and repair service is available nationwide through EMSAR, Ferno's authorized service provider. Skilled EMSAR service technicians are available in your area to come right to your location.

Contact Ferno Customer Relations at **877.733.0911** for a listing of service agents near you, or for information and schedules for the CotCare™ Program

Operation SafeEMS™

The environment you work in as an EMS provider presents inherent risks and it's important to Ferno to see you stay safe and injury free on the job. To enhance your safety, Ferno has partnered with McNeil & Company to produce the **Operation SafeEMS™** Program. This CD-based, interactive training program is available free of charge and covers all aspects of operator and patient safety during patient transfer and transport.

For more information and to obtain a copy of the CD, visit www.operationSafeEMS.com



70 Weil Way, Wilmington, OH 45177

877.733.0911 / www.ferno.com